

# Cynomolgus PCSK9 Protein

Cat. No. PCS-CM190



## Description

<b>Source</b>	Recombinant Cynomolgus PCSK9 Protein is expressed from HEK293 with His tag at the C-Terminus. It contains Glu151-Gln811.
<b>Accession</b>	A0A2K5TZC4
<b>Molecular Weight</b>	Due to autocatalytic cleavage, the protein release the pro-form (59 kDa) and mature form (14 kDa). Due to glycosylation, the protein migrates to 65-70 kDa (pro-form) and 15-20 kDa (mature form) based on Bis-Tris PAGE result.
<b>Endotoxin</b>	Less than 1EU per µg by the LAL method.
<b>Purity</b>	> 95% as determined by Bis-Tris PAGE > 95% as determined by HPLC

## Formulation and Storage


<b>Formulation</b>	Lyophilized from 0.22µm filtered solution in PBS (pH 7.4). Normally 8% trehalose is added as protectant before lyophilization.
<b>Reconstitution</b>	Centrifuge the tube before opening. Reconstituting to a concentration more than 100 µg/ml is recommended. Dissolve the lyophilized protein in distilled water.
<b>Storage</b>	-20 to -80°C for 12 months as supplied from date of receipt. -80°C for 3 months after reconstitution. Recommend to aliquot the protein into smaller quantities for optimal storage. Please minimize freeze-thaw cycles.

## Background

Proprotein convertase subtilisin/kexin type 9 (PCSK9) is an enzyme encoded by the PCSK9 gene in humans on chromosome 1. The first two PCSK9 inhibitors, alirocumab and evolocumab, were approved as once every two week injections, by the U.S. Food and Drug Administration in 2015 for lowering LDL-particle concentrations when statins and other drugs were not sufficiently effective or poorly tolerated.

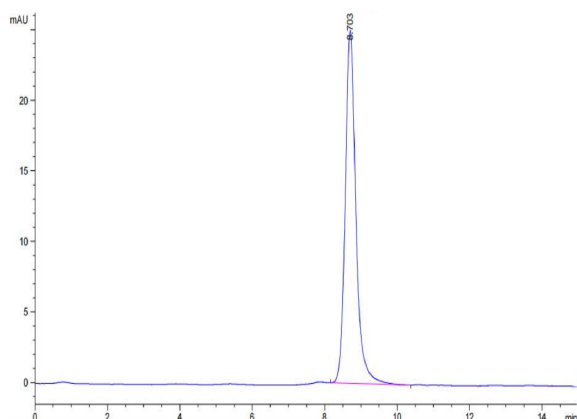
## Assay Data

### Bis-Tris PAGE



Cynomolgus PCSK9 on Bis-Tris PAGE under reduced condition. The purity is greater than 95%.

### SEC-HPLC



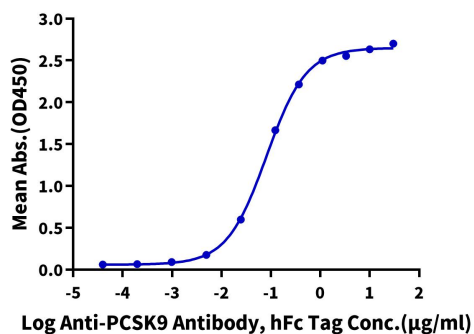
The purity of Cynomolgus PCSK9 is greater than 95% as determined by SEC-HPLC.

Assay Data

ELISA Data

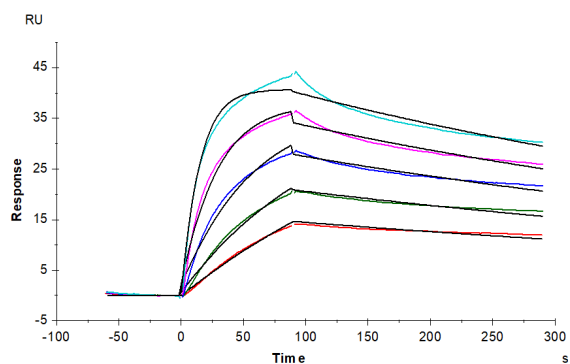
**Cynomolgus PCSK9, His Tag ELISA**

0.5µg Cynomolgus PCSK9, His Tag Per Well



Immobilized Cynomolgus PCSK9, His Tag at 5µg/ml (100µl/Well) on the plate. Dose response curve Anti-PCSK9 Antibody, hFc Tag with the EC50 of 55.7ng/ml determined by ELISA (QC Test).

SPR Data



Cynomolgus LDLR, His Tag immobilized on CM5 Chip can bind Cynomolgus PCSK9, His Tag with an affinity constant of 0.27 nM as determined in SPR assay (Biacore T200).